








- 
shiny silver
- 
rose gold
- 
gold
- 
bright black
- 
matt black
- 
matt white

LATTICE TRACK



LATTICE TRACK		02180E05000
Power		10W
Beam angle		22°/36°/45°
Color temperature		2700K/3000K/3500K/4000K
Light efficiency		73lm/W
Color rendering index		≥90
Operating temperature		-25°C - 50°C
Rated life hours		35,000-50,000h LM80
LED chip		SMD



LATTICE TRACK		02180E10000
Power		20W
Beam angle		22°/36°/45°
Color temperature		2700K/3000K/3500K/4000K
Light efficiency		79lm/W
Color rendering index		≥90
Operating temperature		-25°C - 50°C
Rated life hours		35,000-50,000h LM80
LED chip		SMD



LATTICE TRACK		02180E15000
Power		30W
Beam angle		22°/36°/45°
Color temperature		2700K/3000K/3500K/4000K
Light efficiency		78lm/W
Color rendering index		≥90
Operating temperature		-25°C - 50°C
Rated life hours		35,000-50,000h LM80
LED chip		SMD



SUITABLE TRACK SYSTEM

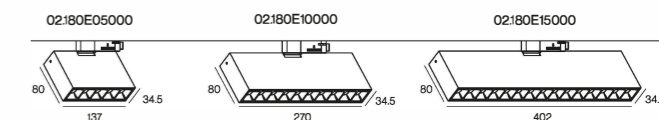
1	3-CIRCUITS
2	1-CIRCUIT

ACCESSORIES



OPTIONS

1	Non-DIM
2	TRIAC
3	0/1-10V
4	DALI



COLOUR | BK ■ WH □ | MATERIAL | AL | ABS+PC |